



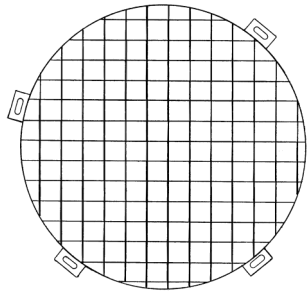
INSTALLATION INSTRUCTIONS

PART No. 30488 & 50488

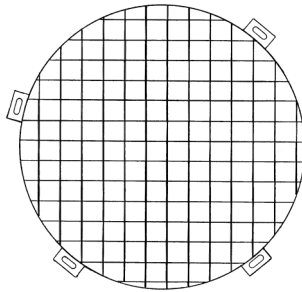
MODEL No.

Wire Mesh Stone Guard Set

Instructions: Remove the Headlight bezels, and then remove the ring holding the headlight in place. Place the wire mesh ring over the headlight with the mounting tabs of the headlight rings in the position shown. Wire mesh will be positioned up and down. Tighten using screws provided.




Passenger Side



Driver Side

Start both mounting screws and tighten going back and forth until screws are snug. Do **NOT** tighten separate, this will cause deflection of the cover.



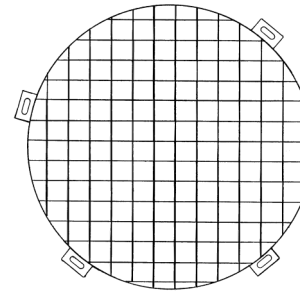
INSTALLATION INSTRUCTIONS

PART No. 30488 & 50488

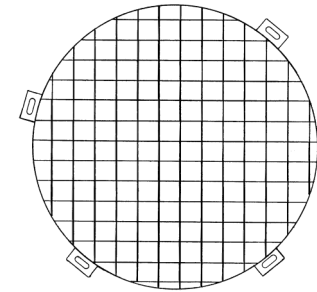
MODEL No.

Wire Mesh Stone Guard Set

Instructions: Remove the Headlight bezels, and then remove the ring holding the headlight in place. Place the wire mesh ring over the headlight with the mounting tabs of the headlight rings in the position shown. Wire mesh will be positioned up and down. Tighten using screws provided.



Passenger Side



Driver Side

Start both mounting screws and tighten going back and forth until screws are snug. Do **NOT** tighten separate, this will cause deflection of the cover.

